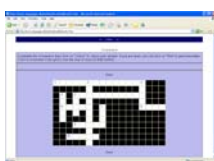


Contact:
Kent Andersen
ka@lang.ots.dk
www.languages.dk/
methods



Milestones and Deliveries in the project November 2002 - March 2003



Students working with materials developed for the first method: Computer Assisted Language Learning In Context

Since the start in November the BP-BLTM project has produced a number of outputs to be used and tested by colleagues all over the world.

The start was an active workshop in the middle of November where the team members demonstrated different language teaching methods by teaching their native languages. The demonstrations can be seen online as streaming video from the project website, try to watch the videos and pick up words and phrases in Basque, Gaelic, Romanian and the other five project languages.

The first method described is Computer Assisted Language Learning In Context, the manual can be downloaded from this address: www.languages.dk/methods/documents/ the version available (01/04-03) is version CAL1.00.pdf but the next version is now being edited and finalized and may be online when you visit the website.

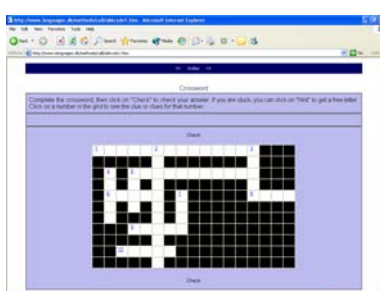
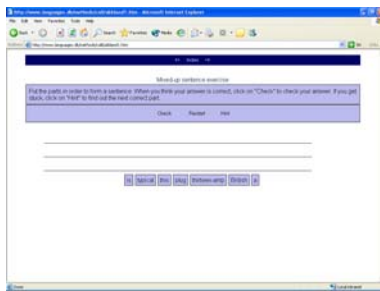
In the manual there are descriptions of what Computer Assisted Language Learning can do for your teaching and instructions on how to produce materials in a simple way. The instructions have been used for producing sample materials for the method as can be seen at this address www.languages.dk/methods/call/index.htm



Languages :

- 1 Basque
- 2 Danish
- 3 Dutch
- 4 English
- 5 Gaelic
- 6 German
- 7 Romanian
- 8 Spanish

Computer Assisted Language Learning In Context First Method with materials



At the moment we still suffer from lack of server power because of the streaming videos, but a new server with dual Xeon processors and 1 Gb RAM has just been purchased, but it may be another month before it is up and running.

If you have not already visited the web pages with materials for testing a simple Computer Assisted Language Learning application then please try out the developed materials and if possible do so with a couple of students. But before testing it with students please read the lesson description found in the Methods manual.

Computer Assisted Language Learning applications placed outside a teacher planned method often lead to alienating experiences, but when used in context like described in the manual it can be a rich and awarding learning experience.

We are looking for your evaluation of the planned lessons and would appreciate any feed-back from you. Please comment through e-mail: ka@ots.dk

On April 3rd The first lesson (the Danish version) will be

video recorded with a group of students from a language centre teaching Danish as a second language to refugees and immigrants. Later in April the recordings with comments will be available as streaming video from the project website.

By mid April a number of WebQuests will be available for teaching the eight project languages.

Dissemination

Meet the project team members in May 2003 at the WorldCall 2003 conference in Banff, Canada. The project will be presented at the conference with a Show and Tell session and through brochures, CD-ROMs and printed materials from the first six months the project has been running.

The project has also had a Show and Tell session approved by EuroCall which means that you can also meet project team members in Limerick, Ireland in September 2003.